

Women In Government Diabetes Task Force

Alzheimer's Disease and Diabetes

Mike Splaine
Public Health Consultant
Alzheimer's Association
March 4, 2011

Conflict of Interest Disclosure


Michael Splaine

- Consulting Fees: Alzheimer's Association (US) and ADI for government affairs work
- * This presentation builds on the important work of Dr. Jose Luchsinger of Columbia University from a review he did for the Alzheimer's Association in 2010.

Healthy Brain Initiative

http://www.alz.org/national/documents/report_healthybraininitiative.pdf

[http://alz.org/documents_custom/brochure-public health.pdf](http://alz.org/documents_custom/brochure-public_health.pdf)



Three Track Conversation

ADRD and Diabetes today

ADRD and Diabetes tomorrow

Racial Disparities in both

Alzheimer's Facts & Figures

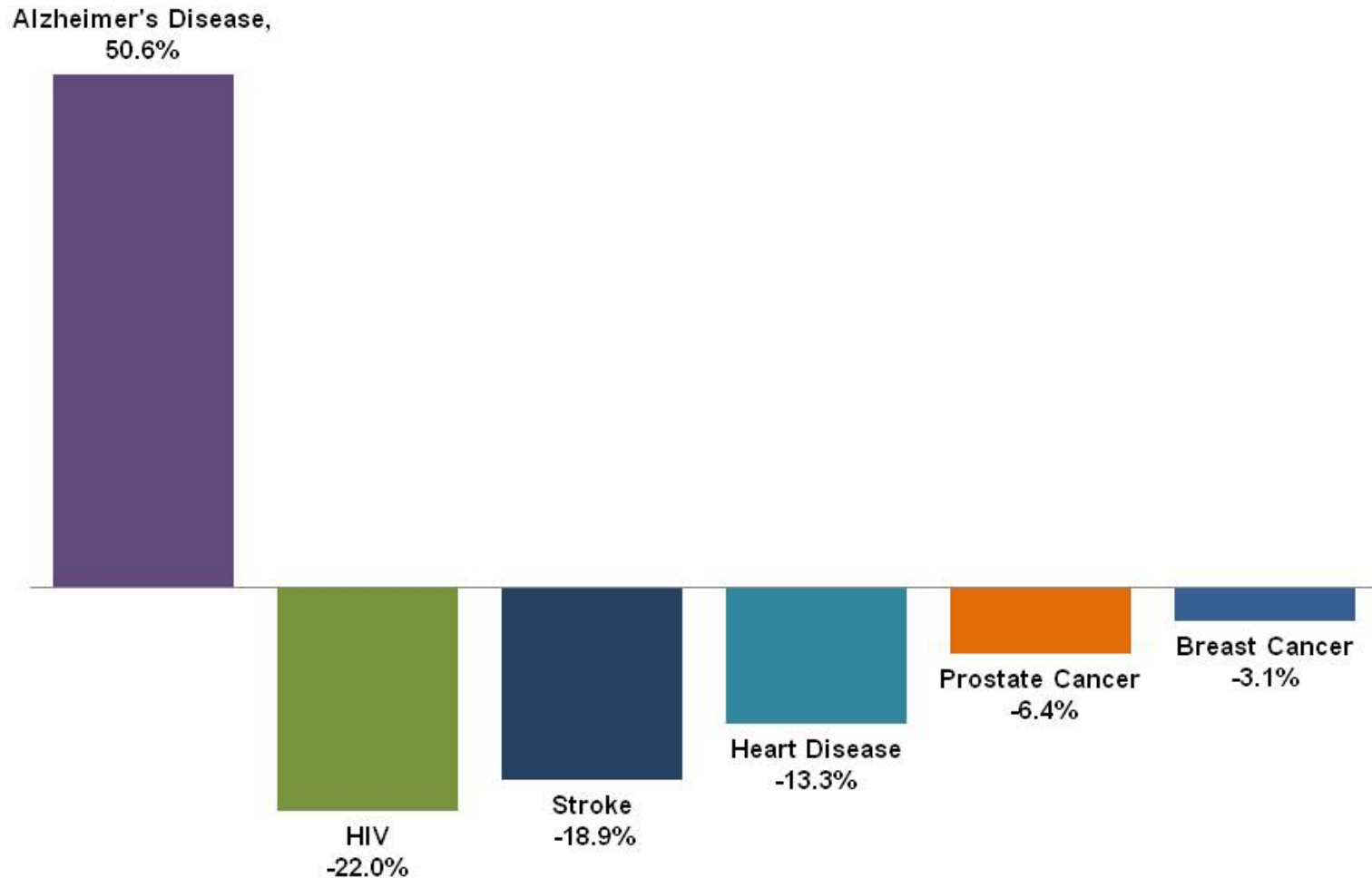
- 5.3 Million US
- 6th leading cause of death
- 10.9 Million Caregivers

<http://www.alz.org/facts>

Type 2 Diabetes

- 24 million in US
- T2D and related obesity and insulin resistance well established VASCULAR DAMAGERS increase AD risk

Percentage Change in Selected Causes of Death Between 2000 and 2007



ADRD and Diabetes Today

Percentages of Medicare Beneficiaries Aged 65 and Older with Alzheimer's Disease and Other Dementias by Specified Coexisting Medical Conditions, 2004 Medicare Current Beneficiary Survey

Coexisting Condition	Percentage with Alzheimer's or Other Dementia and the Coexisting Condition
Hypertension	60%
Coronary heart disease	26%
Stroke—late effects	25%
Diabetes	23%
Osteoporosis	18%
Congestive heart failure	16%
Chronic obstructive pulmonary disease	15%
Cancer	13%
Parkinson's disease	8%

Created from data from Alzheimer's Association, *Characteristics, Costs and Health Service Use for Medicare Beneficiaries with a Dementia Diagnosis: Report 1: Medicare Current Beneficiary Survey, 2009*.⁽⁷⁸⁾

Source: Alzheimer's Association 2010 Alzheimer's Disease Facts and Figures.

ADRD and Diabetes Today

Average per Person Payments by Type of Service and Medical Condition,
Medicare Beneficiaries with or without Alzheimer's Disease and Other Dementias,
2006 Medicare Claims*

Selected Medical Condition by Alzheimer's Disease/ Dementia (AD/D) Status	Average per Person Medicare Payment				
	Total Payment	Payment for Hospital Care	Payment for Physician Care	Payment for Skilled Nursing Facility Care	Payment for Home Health Care
Coronary Heart Disease					
With AD/D	\$20,780	\$7,453	\$1,494	\$3,072	\$1,497
Without AD/D	14,640	5,809	1,292	963	743
Diabetes					
With AD/D	20,655	7,197	1,412	3,071	1,651
Without AD/D	12,979	4,799	1,129	923	757
Congestive Heart Failure					
With AD/D	21,315	7,642	1,470	3,203	1,504
Without AD/D	17,739	7,172	1,499	1,424	1,026
Cancer					
With AD/D	18,775	6,198	1,328	2,488	1,283
Without AD/D	13,600	4,308	1,095	704	499

*This table does not include payments for all kinds of Medicare services, and as a result the average per person payments for specific Medicare services do not sum to the total per person Medicare payments.

Created from data from Alzheimer's Association, *Characteristics, Costs and Health Service Use for Medicare Beneficiaries with a Dementia Diagnosis: Report 2: National 20% Sample Medicare Fee-for-Service Beneficiaries*, 2009.^{(B4), A13}

Source: Alzheimer's Association 2010 Alzheimer's Disease Facts and Figures.

ADRD is a drag on the cost of care for Diabetes

60% more!

Why

- ADRD not just short term memory
- Thinking, Remembering, Organizing Tasks
- Sequence of Time, Place
- Co-existent Depression

Dominant Care Model Is Self Care

- CDSMP
- Diabetes self care education
- Little Care Coordination for Multiple Chronic Diseases

Cognitive Dysfunction Associated with Poor Diabetes Control in Older Adults

Munshi et al, Diabetes Research & Clinical Practice, 2000, 50:203-212

Higher Levels of Social Support Mitigate CI Associated Poor Glycemic Control

Okura, et al JAGS 57: 1816-24, 2009

Exploring

- CDSMP
- Care Coordination Models
- Caregiver Support
- Identification/Early Detection of CI
- BRFSS CI and CG modules

**DO HIDDEN COGNITIVE
PROBLEMS PREVENT HEART
FAILURE PATIENTS FROM
MANAGING THEIR ILLNESS?**

**Researchers to find out with
\$2.7 million NIH grant**

ADRD and Diabetes Tomorrow

- Risk Reduction on Population Basis
- Good for the Heart Good for the Brain
 - Cholesterol
 - Heart Disease
 - High Blood Pressure

Can't Say Prevention but

**Treatable Conditions May Reduce
Prevalence**

Canadian “ Rising Tide Report

- 50% increase in lifetime physical activity yields a 2.4-5.9% decrease in the economic burden of dementia
- http://www.alzheimer.ca/english/rising_tide/rising_tide_summary.htm

Brain Message may help

- “Older Adults Perceptions of Physical Activity and Cognitive Health.”
- Anna Price, et al in Health Education and Behavior 38:1 February 2011

BONUS!

- Nothing we would do for heart health is otherwise bad for us or expensive!

ADRD and Minority Risk

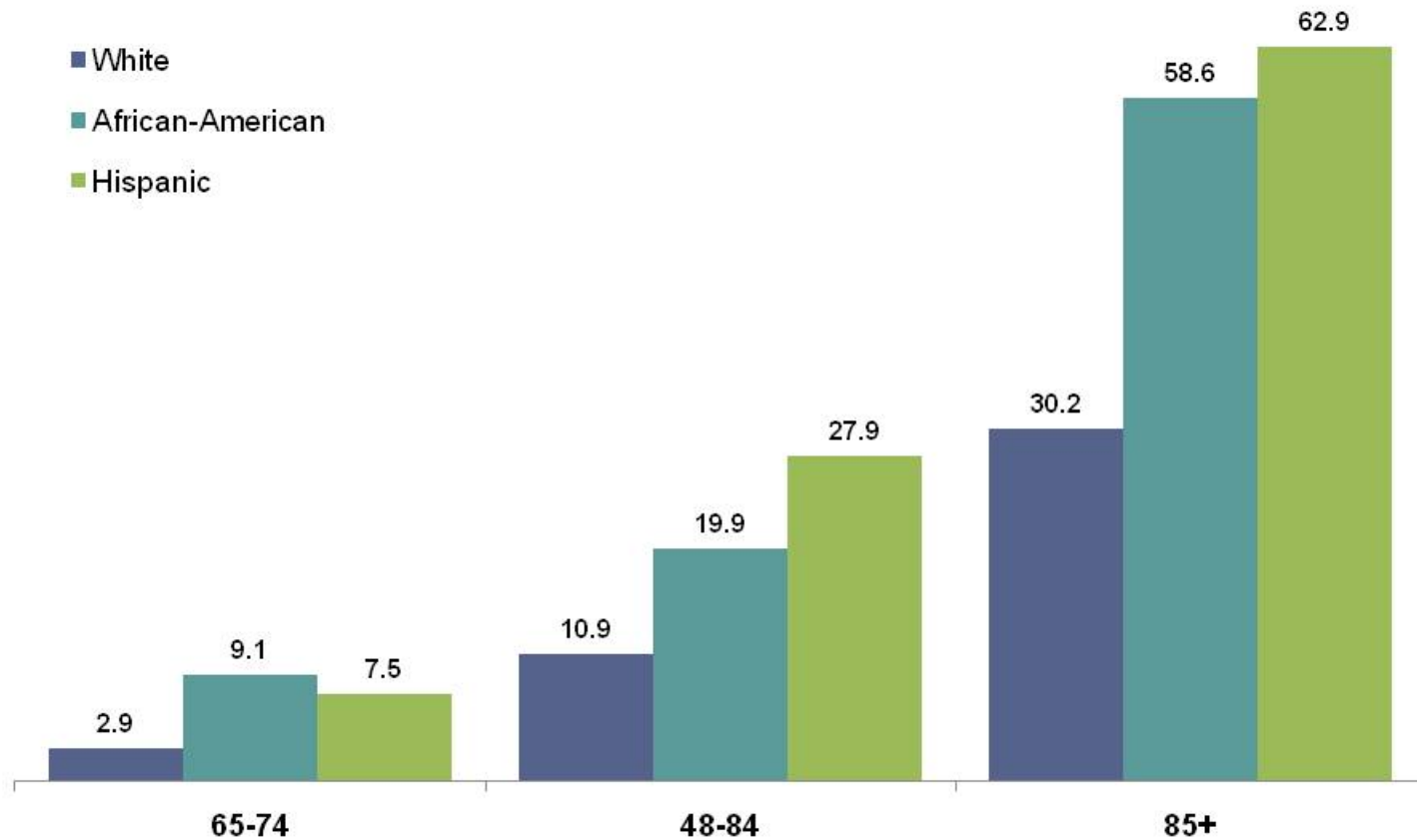
African Americans 2x Risk

Hispanics 1.5x Risk

<http://www.alz.org/facts>

Proportion of Americans Aged 65 and Older with Alzheimer's and Other Dementias

Washington Heights-Inwood Columbia Aging Project



Conclusions

Impact Today

Curve To Bend for Tomorrow

Another Message To Encourage Diabetes Action?

Another message to fight racial disparities?

Discussion

- What could we imagine doing together about ADRD impact on diabetes care/costs today?

Discussion

- What could we imagine doing together about ADRD diabetes connection on risk?

Discussion

- What could we imagine doing with this information in the disparities space?

Contacts

- Matthew.Baumgart@alz.org
- Kate.Morrison@alz.org
- mikesplaine@verizon.net