



Connecticut

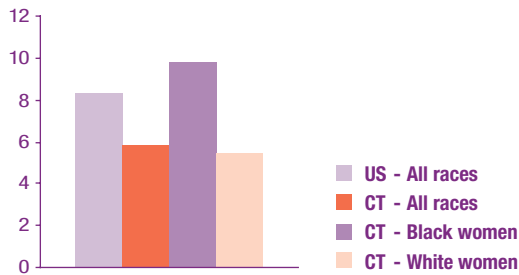
State population estimate: 3,503,604

Incidence and Mortality

- The incidence rate was 5.9/100,000 for a score of 2.
- This is lower than the national average of 8.4/100,000.
- *The incidence rate in last year's report was 7.0/100,000 for a score of 2.*
- The mortality rate was 1.7/100,000 for a score of 2.
- This is lower than the national average of 2.5/100,000.
- *The mortality rate in last year's report was 1.8/100,000 for a score of 2.*
- Incidence rates of cervical cancer were higher among black women than among white women; mortality rates were not available by race.

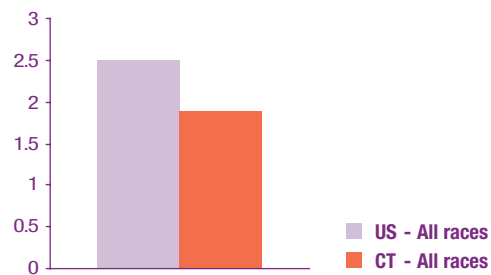
Cervical Cancer Incidence

US and CT (# of cases per 100,000 women)



Cervical Cancer Mortality

US and CT (# of deaths per 100,000 women)

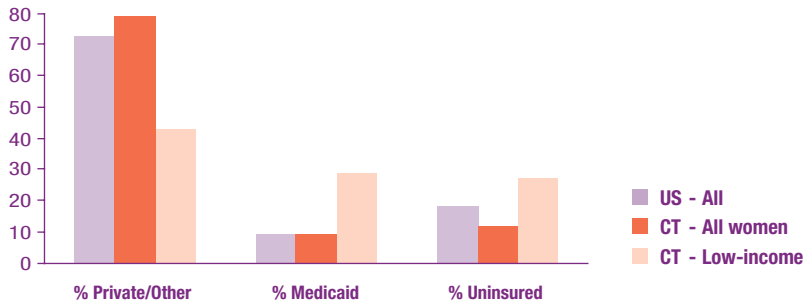


Healthcare Access and Utilization

- The cervical cancer screening rate was 87.7% for a score of 2.
- This is higher than the national average of 85.9%.
- *The screening rate in last year's report was 86.1% for a score of 2.*
- In this state, Medicaid offers unrestricted coverage of HPV testing, for a score of 2.
- In this state, 12% of women are uninsured for a score of 1.
- This is lower than the national average of 18%.
- *The rate of uninsured in last year's report was 12% for a score of 1.*

Health Insurance Coverage of Women

US and CT (ages 18-64)



Policy Initiatives and Infrastructure

- **Coverage mandates for cervical cancer screening**
 - HB 5242, introduced January 14, 2005, mandates insurance coverage for HPV testing, for a score of 1.
- **Task force/commissions for cervical cancer prevention**
 - There is no task force or commission for a cumulative score of 0.
- **Miscellaneous support of cervical cancer prevention**
 - There is no miscellaneous cervical cancer prevention legislation for a cumulative score of 0.

Statewide Cervical Cancer Prevention Resources

Breast and Cervical Cancer Program
 Connecticut Department of Public Health

410 Capitol Avenue, MS-11HLS
 Hartford, CT 06134-030
 (860) 509-7817
 Fax: (860) 509-7854

Score	
2006:	Good
	10 out of 16 points (63%)
2005:	Good
	9 out of 16 points (56%)
See Appendix B to compare Connecticut to other states.	