



Georgia

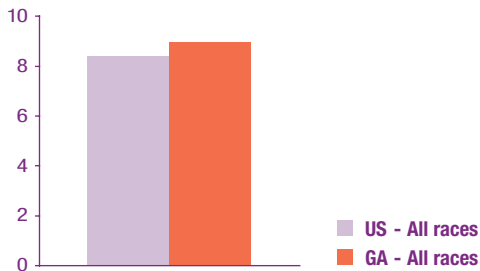
State population estimate: 8,829,383

Incidence and Mortality

- The incidence rate was 9.0/100,000 for a score of 1.
- This is higher than the national average of 8.4/100,000.
- *The incidence rate for last year's report was 9.6/100,000 for a score of 1.*
- The mortality rate was 3.1/100,000 for a score of 1.
- This is higher than the national average of 2.5/100,000.
- *The mortality rate for last year's report was 2.8/100,000 for a score of 1.*
- Incidence rates are not available by race; mortality rates are higher among black women than among white women.

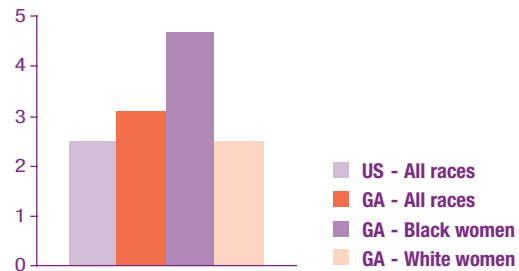
Cervical Cancer Incidence

US and GA (# of cases per 100,000 women)



Cervical Cancer Mortality

US and GA (# of deaths per 100,000 women)

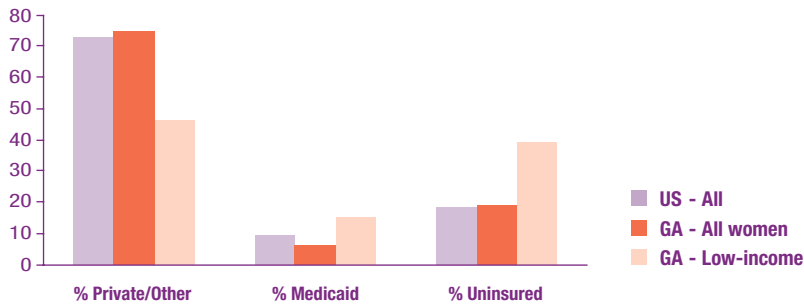


Healthcare Access and Utilization

- The cervical cancer screening rate was 87.9% for a score of 2.
- This is higher than the national average of 85.9%.
- *The screening rate for last year's report was 86.8% for a score of 2.*
- In this state, Medicaid offers unrestricted coverage of HPV testing, for a score of 2.
- In this state, 19% of women are uninsured for a score of 1.
- This is higher than the national average of 18%.
- *The rate of uninsured in last year's report was 19% for a score of 1.*

Health Insurance Coverage of Women

US and GA (ages 18-64)



Policy Initiatives and Infrastructure

- **Coverage mandates for cervical cancer screening**
 - There are no new coverage or screening mandates for a cumulative score of 1.
- **Task force/commissions for cervical cancer prevention**
 - SR 165, introduced on February 15, 2005, creates the Cervical Cancer Elimination Task Force.
 - SR 294, introduced on February 25, 2005, creates the Cervical Cancer Elimination Task Force.
 - Cumulative score of 1.
- **Miscellaneous support of cervical cancer prevention**
 - There is no miscellaneous cervical cancer prevention legislation for a cumulative score of 0.

Statewide Cervical Cancer Prevention Resources

Breast and Cervical Cancer Program
 Georgia Cancer Control Section, Division of Public Health
 Georgia Department of Human Resources

2 Peachtree Street, NW, Room 16.493
 Atlanta, GA 30303-3142
 (404) 657-6611
 Fax: (404) 657-4338

Score	
2006:	Good
	9 out of 16 points (56%)
2005:	Good
	9 out of 16 points (56%)
See Appendix B to compare Georgia to other states.	