



Indiana

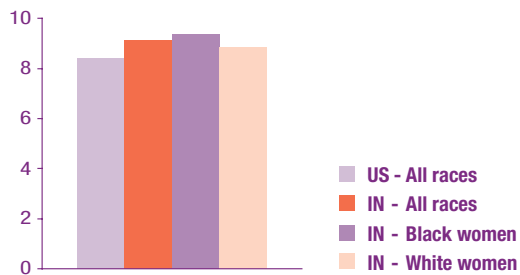
State population estimate: 6,237,569

Incidence and Mortality

- The incidence rate was 9.1/100,000 for a score of 1.
- This is higher than the national average of 8.4/100,000.
- *The incidence rate in last year's report was 9.0/100,000 for a score of 1.*
- The mortality rate was 2.4/100,000 for a score of 1.
- This is lower than the national average of 2.5/100,000.
- *The mortality rate in last year's report was 2.4/100,000 for a score of 1.*
- Incidence rates were higher among black women than white women; mortality rates were not available by race.

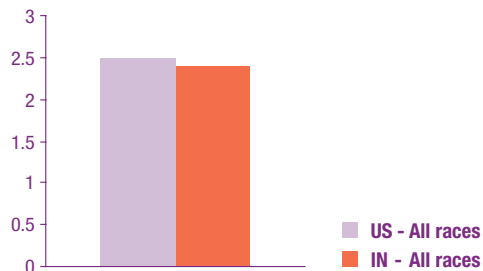
Cervical Cancer Incidence

US and IN (# of cases per 100,000 women)



Cervical Cancer Mortality

US and IN (# of deaths per 100,000 women)

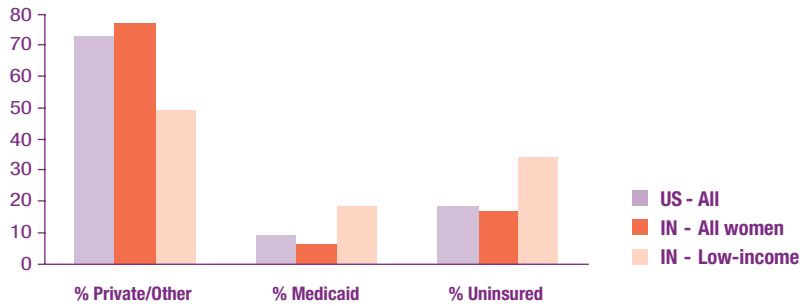


Healthcare Access and Utilization

- The cervical cancer screening rate was 82.4% for a score of 1.
- This is lower than the national average of 85.9%.
- *The screening rate in last year's report was 81.4% for a score of 1.*
- In this state, Medicaid offers unrestricted coverage of HPV testing, for a score of 2.
- In this state, 17% of women are uninsured for a score of 1.
- This is lower than the national average of 18%.
- *The rate of uninsured in last year's report was 15% for a score of 1.*

Health Insurance Coverage of Women

US and IN (ages 18-64)



Policy Initiatives and Infrastructure

- **Coverage mandates for cervical cancer screening**
 - There are no new coverage or screening mandates for a cumulative score of 1.
- **Task force/commissions for cervical cancer prevention**
 - There is no new task force or commission for a cumulative score of 1.
- **Miscellaneous support of cervical cancer prevention**
 - There is no new miscellaneous cervical cancer prevention legislation for a cumulative score of 1.

Statewide Cervical Cancer Prevention Resources

Breast and Cervical Cancer Early Detection Program
Indiana State Department of Health

2 North Meridian Street
 Mailstop 6B-F4
 Indianapolis, IN 46204
 (317) 234-1356
 (800) 433-0746
 Fax: (317) 232-0193

Score	
2006:	Good
	9 out of 16 points (56%)
2005:	Good
	9 out of 16 points (56%)
See Appendix B to compare Indiana to other states.	