



# Michigan

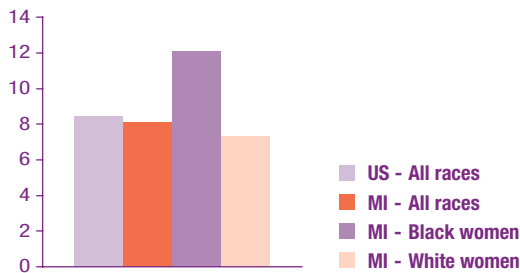
State population estimate: 10,112,620

## Incidence and Mortality

- The incidence rate was 8.1/100,000 for a score of 2.
- This is lower than the national average of 8.4/100,000.
- *The incidence rate in last year's report was 8.5/100,000 for a score of 1.*
- The mortality rate was 2.1/100,000 for a score of 1.
- This is lower than the national average of 2.5/100,000.
- *The mortality rate in last year's report was 2.5/100,000 for a score of 1.*
- Incidence and mortality rates were higher among black women than among white women.

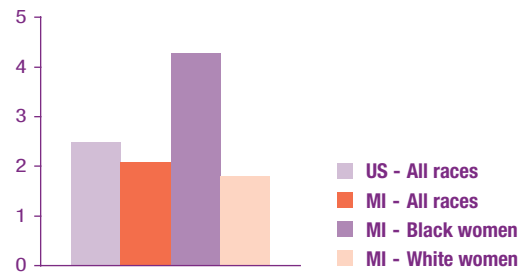
### Cervical Cancer Incidence

US and MI (# of cases per 100,000 women)



### Cervical Cancer Mortality

US and MI (# of deaths per 100,000 women)

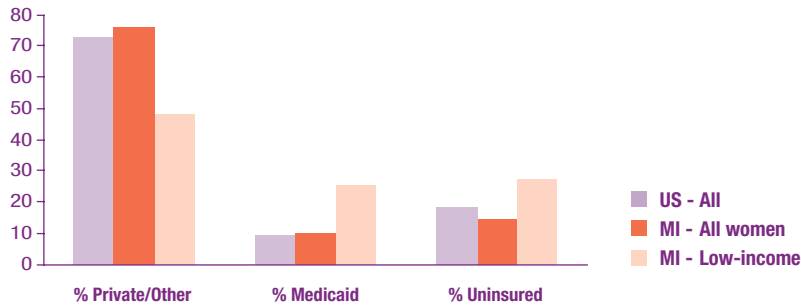


## Healthcare Access and Utilization

- The cervical cancer screening rate was 86.5% for a score of 2.
- This is higher than the national average of 85.9%.
- *The screening rate in last year's report was 85.6% for a score of 1.*
- In this state, Medicaid offers unrestricted coverage of HPV testing, for a score of 2.
- In this state, 14% of women are uninsured for a score of 1.
- This is lower than the national average of 18%.
- *The rate of uninsured in last year's report was 14% for a score of 1.*

## Health Insurance Coverage of Women

US and MI (ages 18-64)



## Policy Initiatives and Infrastructure

- **Coverage mandates for cervical cancer screening**
  - There are no coverage or screening mandates for a cumulative score of 0.
- **Task force/commissions for cervical cancer prevention**
  - There is no new task force or commission for a cumulative score of 1.
- **Miscellaneous support of cervical cancer prevention**
  - There is no miscellaneous cervical cancer prevention legislation, for a cumulative score of 0.

Michigan

## Statewide Cervical Cancer Prevention Resources

**Breast and Cervical Cancer Control Program**  
Michigan Department of Community Health

3423 North Martin Luther King Jr. Boulevard  
Lansing, MI 48909  
(517) 335-8049  
Fax: (517) 335-9397

Score	
<b>2006:</b>	<b>Good</b>
	9 out of 16 points (56%)
<b>2005:</b>	<b>Fair</b>
	7 out of 16 points (44%)
See Appendix B to compare Michigan to other states.	