



# New Mexico

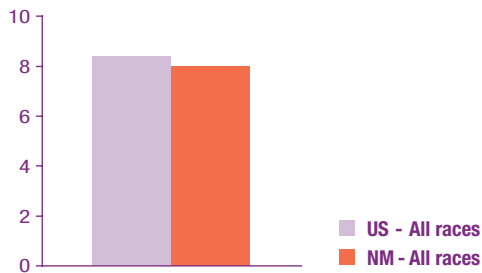
State population estimate: 1,903,289

## Incidence and Mortality

- The incidence rate was 8.0/100,000 for a score of 2.
- This is lower than the national average of 8.4/100,000.
- *The incidence rate in last year's report was 10.1/100,000 for a score of 1.*
- The mortality rate was 2.0/100,000 for a score of 2.
- This is lower than the national average of 2.5/100,000.
- *The mortality rate in last year's report was 3.1/100,000 for a score of 1.*
- Incidence and mortality rates are not available by race.

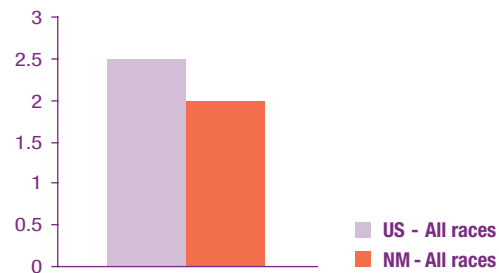
## Cervical Cancer Incidence

US and NM (# of cases per 100,000 women)



## Cervical Cancer Mortality

US and NM (# of deaths per 100,000 women)

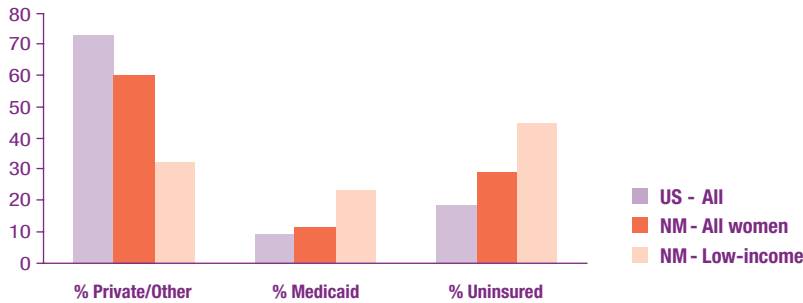


## Healthcare Access and Utilization

- The cervical cancer screening rate was 84.7% for a score of 1.
- This is lower than the national average of 85.9%.
- *The screening rate in last year's report was 82.1% for a score of 1.*
- In this state, Medicaid offers unrestricted coverage of HPV testing, for a score of 2.
- In this state, 29% of women are uninsured for a score of 0.
- This is higher than the national average of 18%.
- *The rate of uninsured in last year's report was 28% for a score of 0.*

## Health Insurance Coverage of Women

US and NM (ages 18-64)



## Policy Initiatives and Infrastructure

- **Coverage mandates for cervical cancer screening**
  - HB 477, introduced January 26, 2005, mandates insurance coverage for HPV screening. Cumulative score of 2.
- **Task force/commissions for cervical cancer prevention**
  - There is no task force or commission for a cumulative score of 0.
- **Miscellaneous support of cervical cancer prevention**
  - There is no new miscellaneous cervical cancer prevention legislation for a cumulative score of 1.

## Statewide Cervical Cancer Prevention Resources

**Breast and Cervical Cancer Early Detection Program**  
 New Mexico Department of Health

625 Silver SW, Suite 203  
 Albuquerque, NM 87102  
 (505) 841-5859  
 Fax: (505) 841-5865

Score	
<b>2006:</b>	<b>Good</b>
	10 out of 16 points (63%)
<b>2005:</b>	<b>Fair</b>
	7 out of 16 points (44%)
See Appendix B to compare New Mexico to other states.	