



South Carolina

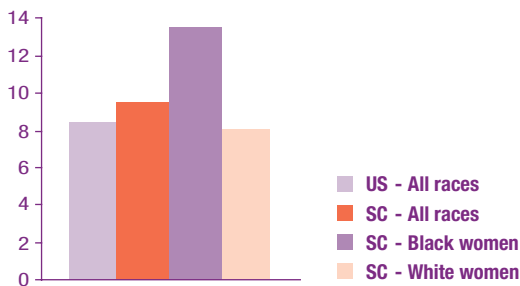
State population estimate: 4,198,068

Incidence and Mortality

- The incidence rate was 9.5/100,000 for a score of 1.
- This is higher than the national average of 8.4/100,000.
- *The incidence rate in last year's report was 8.9/100,000 for a score of 1.*
- The mortality rate was 2.9/100,000 for a score of 1.
- This is higher than the national average of 2.5/100,000.
- *The mortality rate in last year's report was 3.1/100,000 for a score of 1.*
- Incidence and mortality rates were higher among black women than white women.

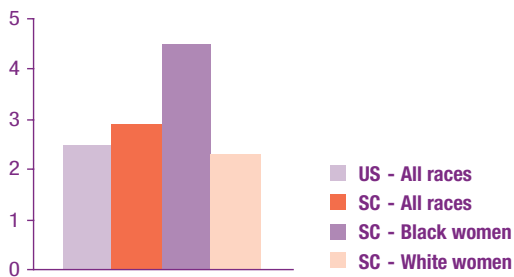
Cervical Cancer Incidence

US and SC (# of cases per 100,000 women)



Cervical Cancer Mortality

US and SC (# of deaths per 100,000 women)

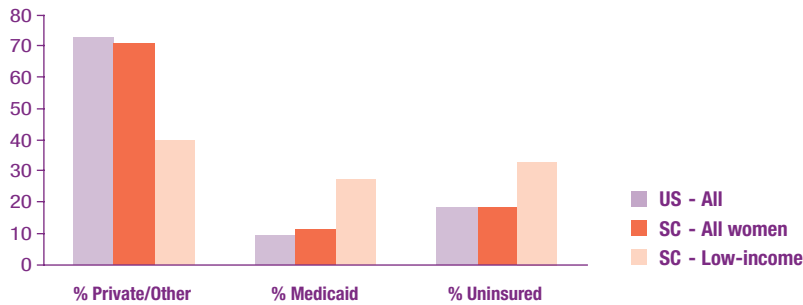


Healthcare Access and Utilization

- The cervical cancer screening rate was 87.1% for a score of 2.
- This is higher than the national average of 85.9%.
- *The screening rate in last year's report was 86.5% for a score of 2.*
- In this state, Medicaid offers unrestricted coverage of HPV testing, for a score of 2.
- In this state, 18% of women are uninsured for a score of 1.
- This is equal to the national average of 18%.
- *The rate of uninsured in last year's report was 15% for a score of 1.*

Health Insurance Coverage of Women

US and SC (ages 18-64)



Policy Initiatives and Infrastructure

- **Coverage mandates for cervical cancer screening**
 - There are no new coverage or screening mandates for a cumulative score of 1.
- **Task force/commissions for cervical cancer prevention**
 - There is no new task force or commission for a cumulative score of 1.
- **Miscellaneous support of cervical cancer prevention**
 - There is no miscellaneous cervical cancer prevention legislation for a cumulative score of 0.

Statewide Cervical Cancer Prevention Resources

Breast and Cervical Cancer Early Detection Program
 Division of Cancer Prevention and Control
 Bureau of Chronic Disease Prevention, DHEC

PO Box 101106
 Columbia, SC 29211
 (803) 545-4103
 (803) 545-4106
 Fax: (803) 545-4445

Score	
2006:	Good
	9 out of 16 points (56%)
2005:	Good
	9 out of 16 points (56%)
See Appendix B to compare South Carolina to other states.	