



Tennessee

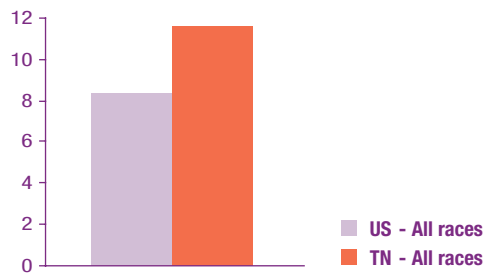
State population estimate: 5,900,962

Incidence and Mortality

- The incidence rate was 11.7/100,000 for a score of 1.
- This is higher than the national average of 8.4/100,000.
- *The incidence rate in last year's report was 11.8/100,000 for a score of 0.*
- The mortality rate was 3.1/100,000 for a score of 1.
- This is higher than the national average of 2.5/100,000.
- *The mortality rate in last year's report was 3.6/100,000 for a score of 1.*
- Incidence rates were not available by race; mortality rates were higher among black women than among white women.

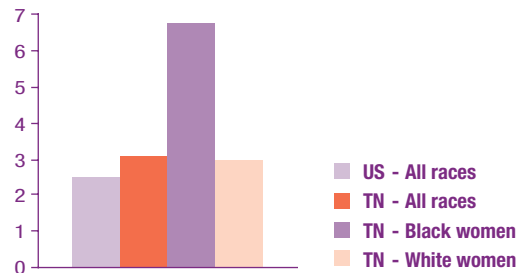
Cervical Cancer Incidence

US and TN (# of cases per 100,000 women)



Cervical Cancer Mortality

US and TN (# of deaths per 100,000 women)

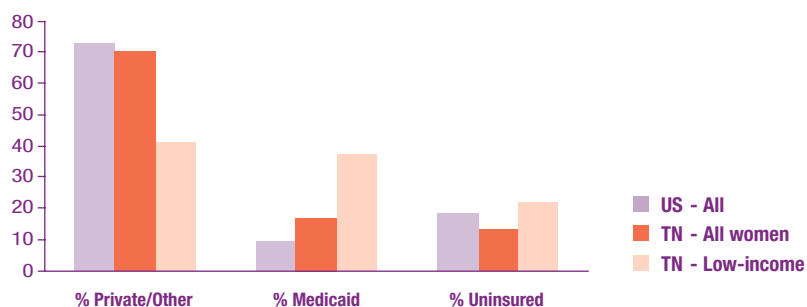


Healthcare Access and Utilization

- The cervical cancer screening rate was 87.3% for a score of 2.
- This is higher than the national average of 85.9%.
- *The screening rate in last year's report was 85.4% for a score of 1.*
- In this state, Medicaid does not offer unrestricted coverage of HPV testing, for a score of 0.
- In this state, 13% of women are uninsured for a score of 1.
- This is less than the national average of 18%.
- *The rate of uninsured in last year's report was 12% for a score of 1.*

Health Insurance Coverage of Women

US and TN (ages 18-64)



Policy Initiatives and Infrastructure

- **Coverage mandates for cervical cancer screening**
 - There are no new coverage or screening mandates for a cumulative score of 0.
- **Task force/commissions for cervical cancer prevention**
 - There is no new task force or commission for a cumulative score of 1.
- **Miscellaneous support of cervical cancer prevention**
 - There is no miscellaneous cervical cancer prevention legislation for a cumulative score of 0.

Statewide Cervical Cancer Prevention Resources

Breast and Cervical Cancer Early Detection Program Tennessee Department of Health

Cordell Hull Building, Fourth Floor South
425 Fifth Avenue North
Nashville, TN 37247-5262
(615) 532-8494
Fax: (615) 741-3806

Score

2006:	Fair
	6 out of 16 points (38%)
2005:	Fair
	4 out of 16 points (25%)

See Appendix B to compare Tennessee to other states.