



Virginia

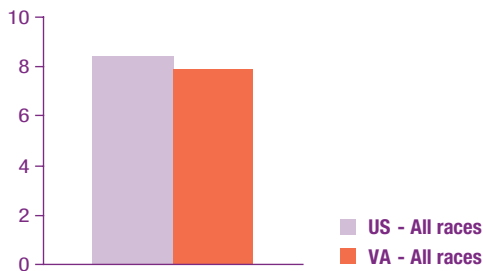
State population estimate: 7,459,827

Incidence and Mortality

- The incidence rate was 7.9/100,000 for a score of 2.
- This is lower than the national average of 8.4/100,000.
- *The incidence rate in last year's report was 7.4/100,000 for a score of 2.*
- The mortality rate was 2.3/100,000 for a score of 1.
- This is lower than the national average of 2.5/100,000.
- *The mortality rate in last year's report was 2.5/100,000 for a score of 1.*
- Incidence rates were not available by race; mortality rates were higher among black women than white women.

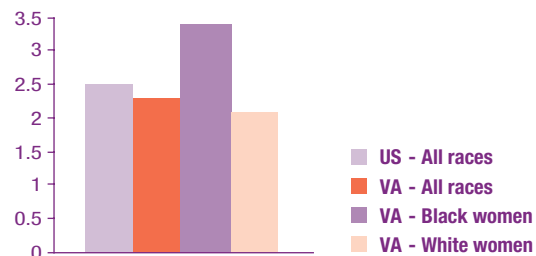
Cervical Cancer Incidence

US and VA (# of cases per 100,000 women)



Cervical Cancer Mortality

US and VA (# of deaths per 100,000 women)

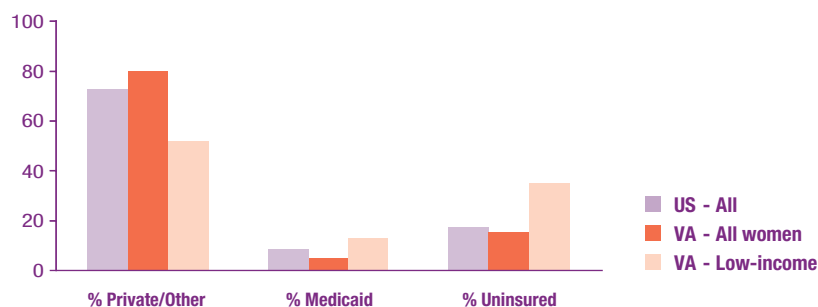


Healthcare Access and Utilization

- The cervical cancer screening rate was 87.3% for a score of 2.
- This is higher than the national average of 85.9%.
- *The screening rate in last year's report was 85.7% for a score of 1.*
- In this state, Medicaid offers unrestricted coverage of HPV testing, for a score of 2.
- In this state, 15% of women are uninsured for a score of 1.
- This is lower than the national average of 18%.
- *The rate of uninsured in last year's report was 14% for a score of 1.*

Health Insurance Coverage of Women

US and VA (ages 18-64)



Policy Initiatives and Infrastructure

- **Coverage mandates for cervical cancer screening**
 - There are no new coverage or screening mandates for a cumulative score of 1.
- **Task force/commissions for cervical cancer prevention**
 - Executive Directive 5, creating the Governor’s task force on cervical cancer. Cumulative score of 2.
- **Miscellaneous support of cervical cancer prevention**
 - There is no miscellaneous cervical cancer prevention legislation for a cumulative score of 0.

Virginia

Statewide Cervical Cancer Prevention Resources

Breast and Cervical Cancer Early Detection Program
Virginia Department of Health

109 Governor Street, 8th Floor
Richmond, VA 23219
(804) 864-7761
Fax: (804) 864-7763

Score	
2006:	Very Good
	11 out of 16 points (69%)
2005:	Good
	8 out of 16 points (50%)

See Appendix B to compare Virginia to other states.