

# Establishing a Responsible and Equitable Regulatory Framework for Cannabis

Illinois Senator Mattie Hunter, Midwestern Regional Director,  
Women In Government Board of Directors (moderator)

Andrew Freedman, Executive Director, Coalition for  
Cannabis Policy, Education, and Regulation



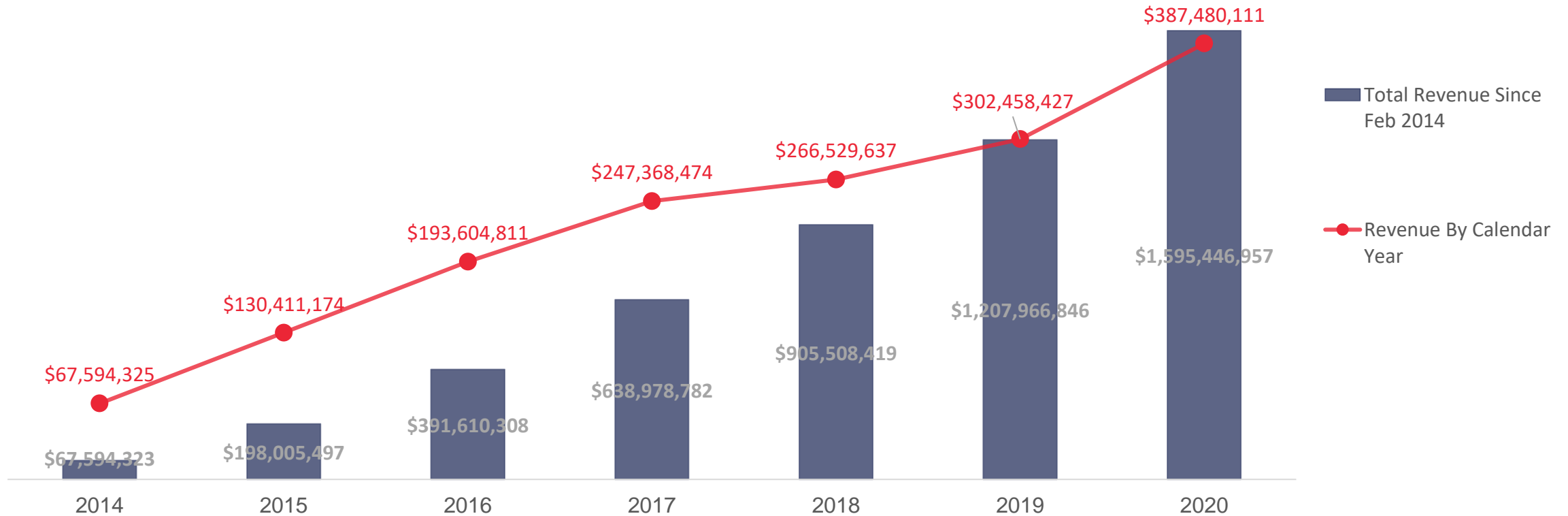


# Data from the Cannabis Market

June 2022

# Tax Revenue

## Tax Revenue Cumulative vs Annual 2014 to 2020

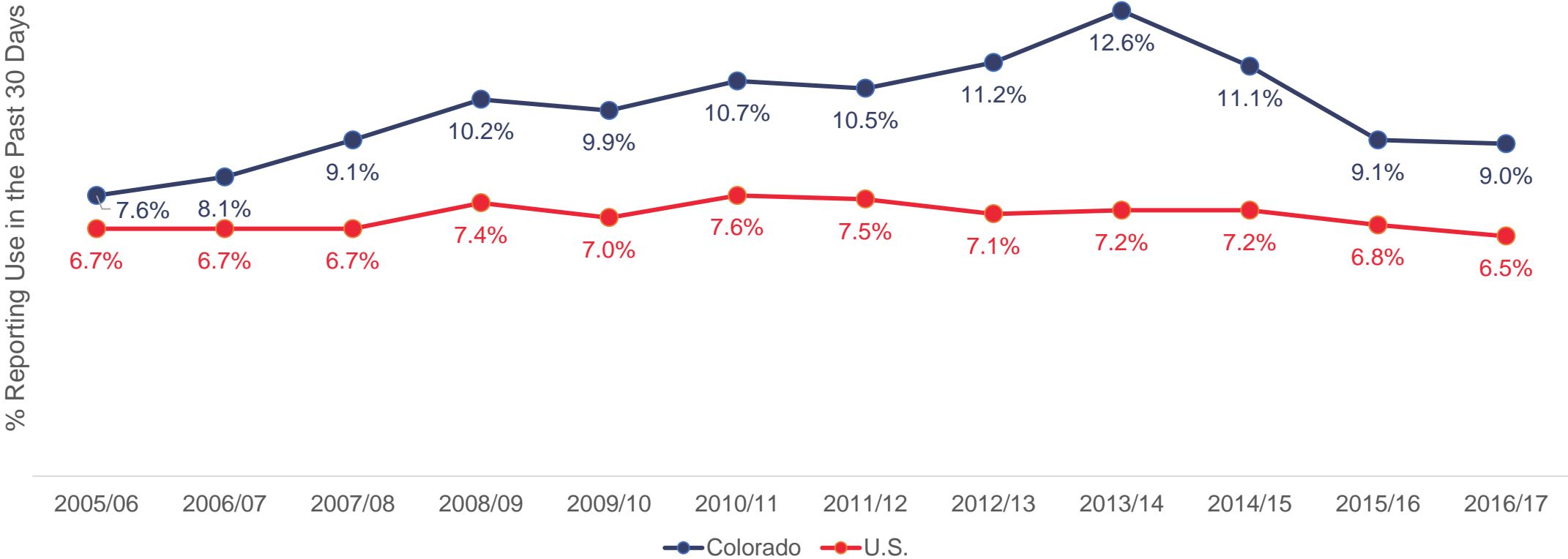


Source: Colorado Department of Revenue, Marijuana Enforcement Division (2020). Marijuana Tax Data, at <https://cdor.colorado.gov/data-and-reports/marijuana-data/marijuana-tax-reports>

# Youth Use



National Survey on Drug Use and Health:  
Past 30-day marijuana use, 12-17 years old, 2005/06- 2016/17

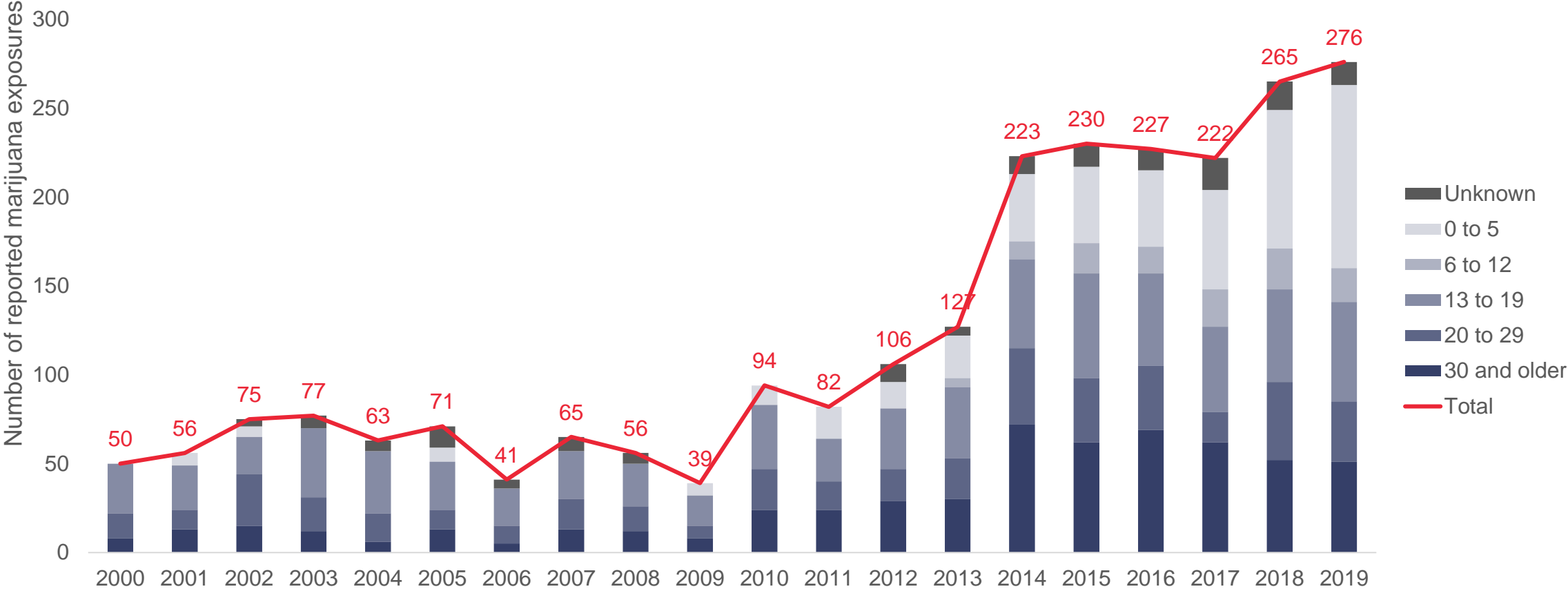


Source: Substance Abuse and Mental Health Services Administration, National Survey on Drug Use and Health (2017)

# Poison Control Center Calls



Human marijuana exposures reported to Rocky Mountain Poison and Drug Center, by age group, 2000-2019



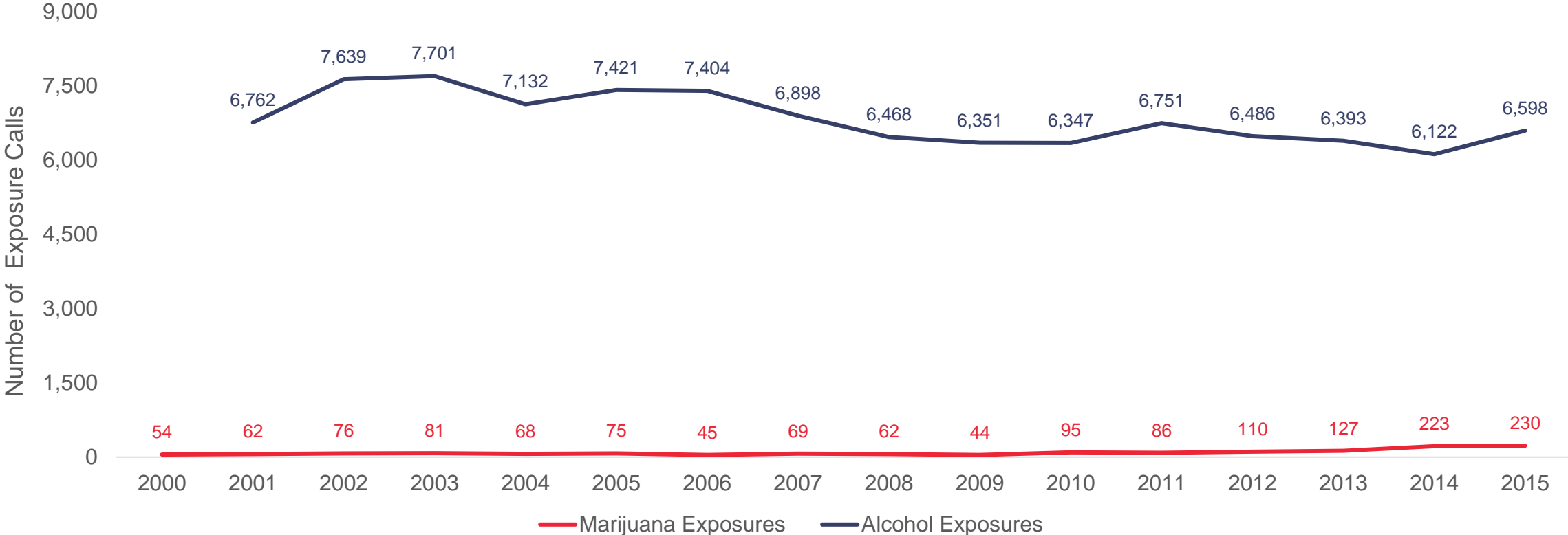
5/ CONFIDENTIAL: Not For Distribution

Source: Colorado Department of Public Health & Environment (2020), available at <https://marijuanahealthinfo.colorado.gov/poison-center-data>  
 Note: Human marijuana exposures reported to RMPDC were determined by the presence of the generic code "Marijuana-0083000" from the National Poison Data System.

# Cannabis vs. Alcohol



Number of Human Marijuana\* Exposure Calls Compared to the Number of Human Alcohol\*\* Exposure Calls to Rocky Mountain Poison and Drug Center (RMPDC) from January 1, 2000 to December 31, 2015 in Colorado



Source: EEOHT, CDPHE 2016

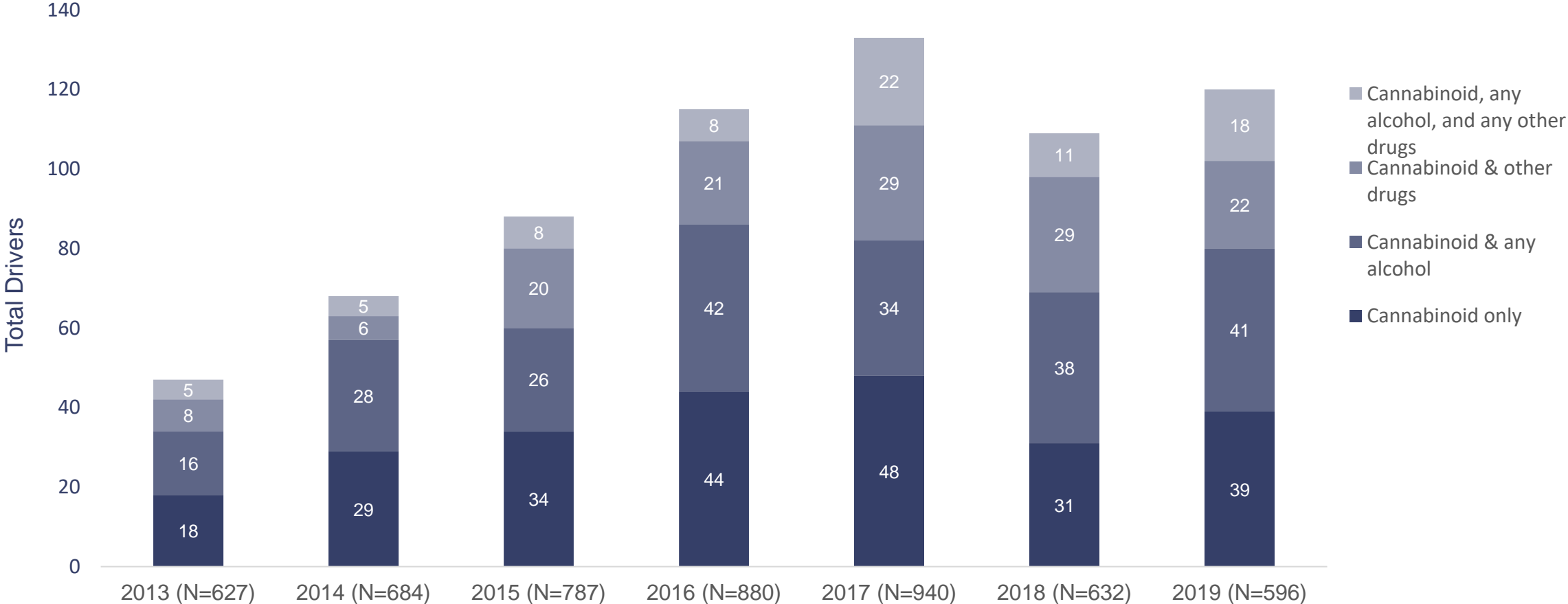
\*Human marijuana exposure calls to RMPDC were determined by the presence of the generic code Marijuana – 0083000 from the National Poison Data System and questionable exposures were validated with a records review.

\*\*Human alcohol exposure calls to RMPDC were determined by the presence of the generic code Ethanol (Beverages) – 0019140 from the National Poison Data System.

# Driving While High



Colorado drivers in fatal crashes involving cannabinoids, 2013-2019



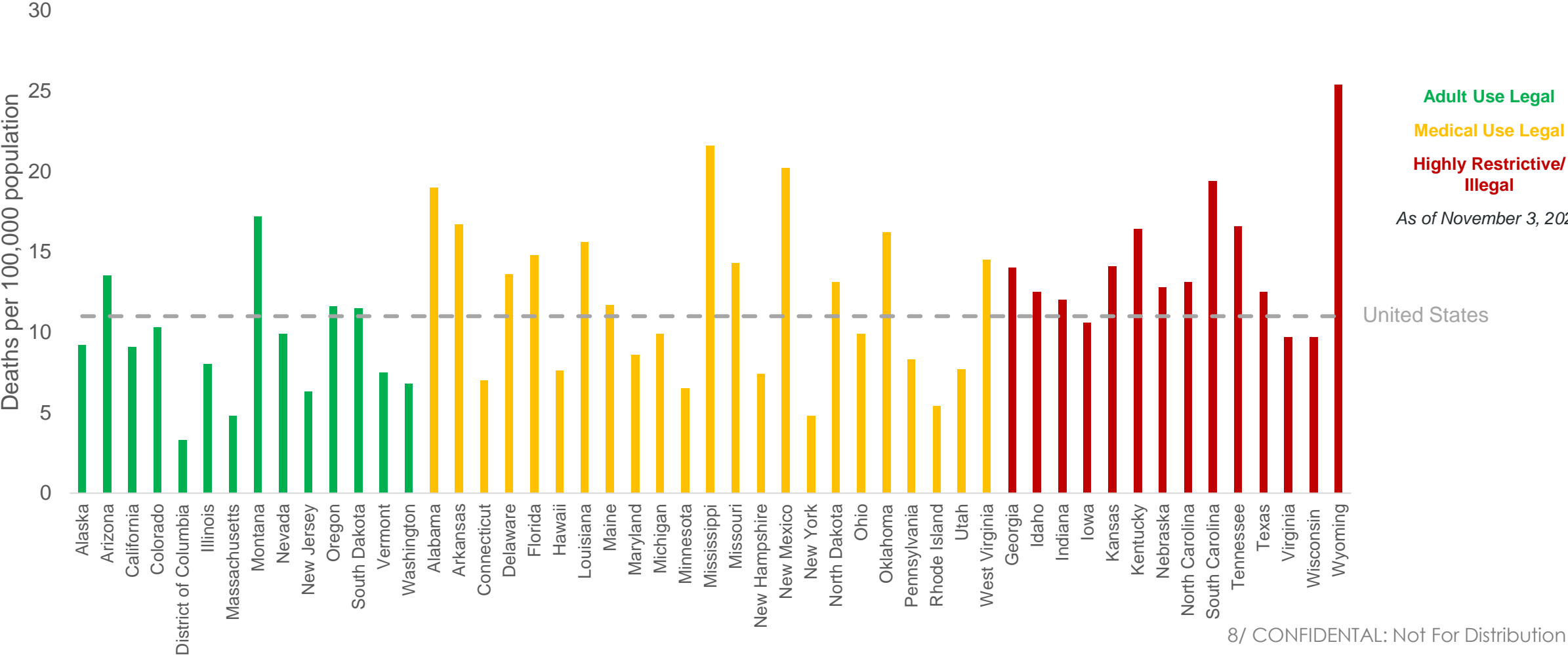
Source: Colorado Department of Transportation, Data Intelligence Group, Toxicology Data (2020).

Notes: Numbers are based on toxicology results where at least one driver was tested for drugs after a crash. See Table 16 for number and percent of drivers tested each year. The presence of a cannabinoid does not necessarily indicate recent use of marijuana or impairment.

# FARS State by State



Motor vehicle crash death rates per state, 2019



8/ CONFIDENTIAL: Not For Distribution

Source: The following facts are based on analysis of data from the U.S. Department of Transportation's Fatality Analysis Reporting System (FARS). Posted March 2021.



# Ongoing Issues that need to be addressed



## Where States Have Succeeded

- Licensing structure
- Inventory control
- Regulatory enforcement
- Community tailoring and engagement
- Tax collection and new revenue streams

## Federal Assistance Required

- Substance abuse treatment
- Mental health screening and treatment
- Uniform and rigorous testing controls and labeling standards
- Driving Under the Influence of Drugs
- Environmental concerns and protections

## State and Federal Partnership Required

- Data collection, studies, and research
- Social equity
- Tax structures
- Youth use prevention
- Responsible use practices and education